

FREE!



Connect**Ed** KIDS

LITTLE LEGENDS

WATER

WHIZ

ACTIVITY BOOKLET



PORT MACQUARIE
HASTINGS COUNCIL



Yii Birrbay Barray

This is Birpai Country

Nyura yiigu
marala barraygu,
nyaagi, ngarragi

You have come here, to the country to see,
listen and remember

Gathay Nyiirun Wakulda

Let's all go together as one

We acknowledge the Birpai people, the traditional owners of the land in which we work and live, and pay our respects to Elders past, present and emerging. We extend our respect to all Aboriginal and Torres Strait Islander people who choose to call Port Macquarie Hastings home.

a water poem



drip, dribble, splish, splash,
plop, plonk **whoosh**

cool, fresh, salty, smooth,
choppy, icy **rough**

clean, cook, wash, spray,
gargle, gulp **drink**

glacier, stream, river, bay,
creek, drain **sink**

rain, hail, sleet, snow,
flood, fog **drought**

tank, pond, pool, hose
bottle, glass **spout**

swim, dive, surf, glide,
row, paddle **push**

drip, dribble, splish, splash,
plop, plonk **whoosh!**



why is water precious?



All living things (including people, animals, and plants) need water to survive.

As humans, water helps us digest our food, keep our bodies at the right temperature, and our organs working properly.

In fact, it's so important that around...

70% of your body is made up of water.

Your brain is around 80% water, and your muscles are 75% water.



Did you know?

Less than 3%
of the world's water is
fresh water
and only about 1% is
fresh enough to drink.

who uses our precious water?



Draw who and how water is used

Use the boxes below to draw examples of living things that need our precious water to live.

A large, empty square box with a blue border, intended for drawing an example of a living thing that needs water.A large, empty square box with a blue border, intended for drawing an example of a living thing that needs water.A large, empty square box with a blue border, intended for drawing an example of a living thing that needs water.A large, empty square box with a blue border, intended for drawing an example of a living thing that needs water.

let's learn water words



Glossary

condensation: when water vapour turns into liquid water

creek: a stream of water usually smaller than a river

dam: a wall or barrier that blocks flowing water, sends it in a new direction or keeps it in an area

evaporation: when liquid water heats up and turns into water vapour

megalitre: a metric unit for measuring large amounts of liquids equivalent to a million (1,000,000) litres

precious: of great worth or value

precipitation: water that falls to the earth as hail, mist, rain, sleet, or snow

reservoir: big tanks or human-made lakes designed to hold and store water

transpiration: the evaporation of water through the plant's leaves, stems and flowers in the form of water vapour.

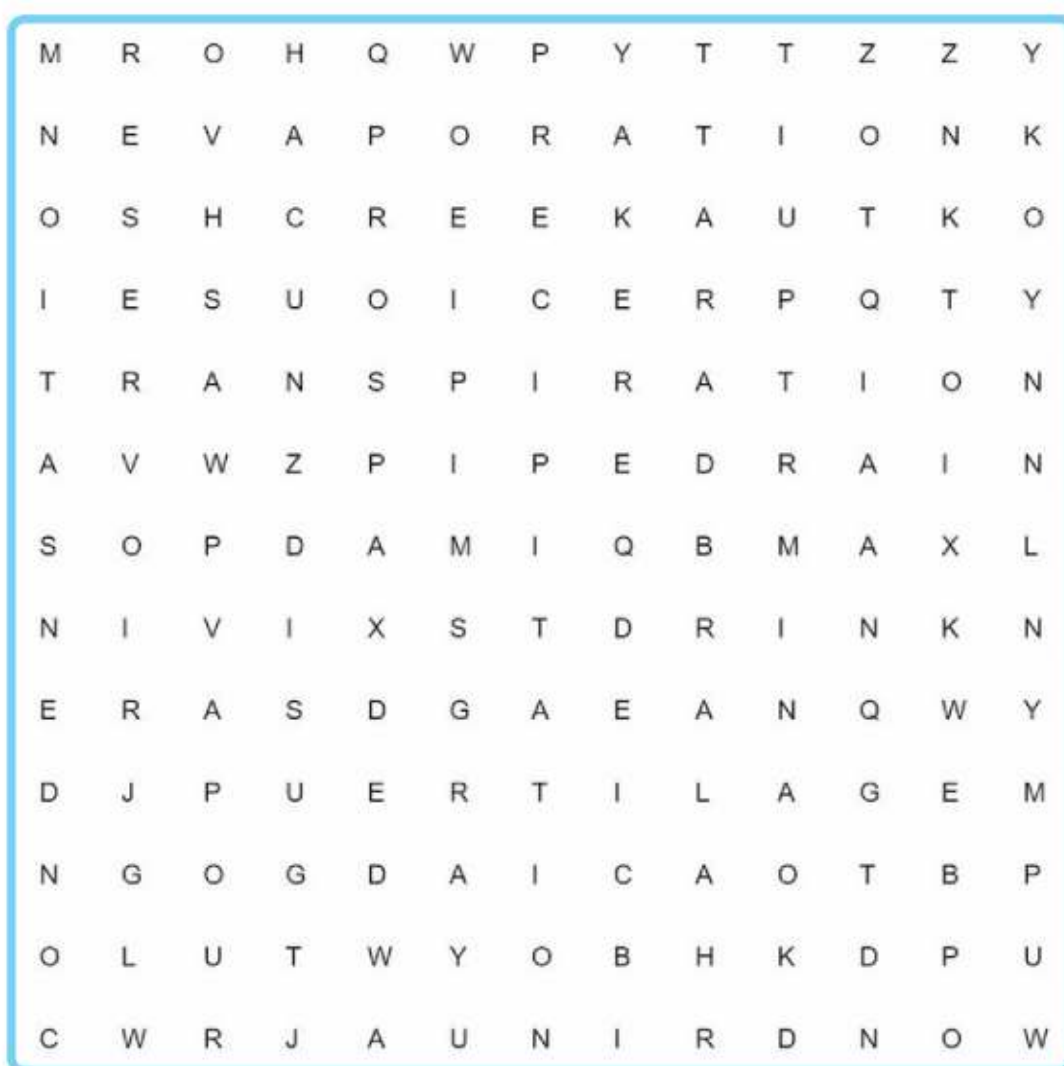
vapour: tiny particles of a liquid in a gas

let's explore our water words



Find-a-word

Can you find our 'Water Whiz' words below?



condensation clouds creek dam drain drink

evaporation megalitre pipe precious

precipitation reservoir transpiration water vapour

Visit connected.nsw.gov.au/kids/water-whiz to check your answers




where do you use water at home?



Colour and label

Draw water drops & label the places in & around the home where you use water. Then, colour the rest of the picture.



making sure that every drop counts



Even when we've had lots of rain, it's important that we still make every drop count.

That way, even if we go through a time without much rain, we know we'll always have enough - now and into the future.

Top tips to reduce your use



how can you save water at home?



Match Up

Draw a line from the picture to its matching water saving tip.



Use the half flush on the toilet



Keep your showers to 4 minutes or less



Only fill the bath up half way or less



Turn the tap off while you brush your teeth

Become a drip detective



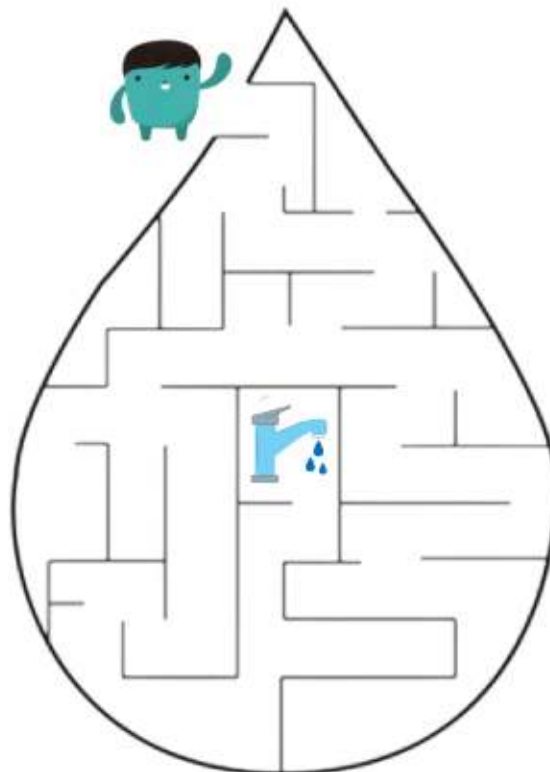
1 dripping tap can waste up to
18,000L water each year.

Be a drip detective and report any
leaks you find to an adult so they can
get them repaired and save our water!



Complete the maze to fix the leak

Can you help Sen find their way to the tap to fix the leak?



take the 'Water Whiz' pledge



Make a pledge to save water

Write a water saving habit you want to try in the water drop below. Cut out the drop and display it somewhere at home to remind you of your pledge!





connected.pmhc.nsw.gov.au/kids

For all enquiries and feedback, please email:
education@pmhc.nsw.gov.au



PORT MACQUARIE
HASTINGS COUNCIL

pmhc.nsw.gov.au



To recycle this booklet, please
remove staples and place paper in your yellow bin.