

FREE!



ConnectEd KIDS

LITTLE LEGENDS

WASTE WARRIORS

ACTIVITY BOOKLET



PORT MACQUARIE
HASTINGS COUNCIL

ConnectEd PMH



Yii Birrbay Barray

This is Birpai Country

Nyura yiigu
marala barraygu,
nyaagi, ngarragi

You have come here, to the country to see,
listen and remember

Gathay Nyiirun Wakulda

Let's all go together as one

We acknowledge the Birpai people, the traditional owners of the land in which we work and live, and pay our respects to Elders past, present and emerging. We extend our respect to all Aboriginal and Torres Strait Islander people who choose to call Port Macquarie-Hastings home.

hey there, Little Legend...



What is 'waste'?

It is a word we use to describe all the 'stuff' we don't want anymore and are going to throw away.

Australia makes about
76 million tonnes
of waste every year.

Each family makes enough
to fill a 3 bedroom house.



A lot of our waste ends up in a place called
landfill and takes a long time to break down.



This takes up a lot of space and
can harm our environment.

We're on a mission to send less
to landfill so we can help protect
our precious environment.

Will you help us by becoming a **Waste Warrior?**

meet Timmy, from the Hastings family



Timmy loves helping people sort their waste!



Every good Waste Warrior has a recycled Waste Warrior costume!

Timmy painted a recycling symbol onto an old pot his family were throwing away. He uses this for his helmet.

He also turned an old towel into a cape!

What does your Waste Warrior costume look like?

In the space below, design your own recycled costume.
Remember to design a Waste Warrior logo, too!

do you know which bin?



Learn to sort your waste so you can
send less to landfill and 'recycle right'.

Let's take a look at what goes in which bin.



The **YELLOW** bin is for mixed recyclables, including:



paper & cardboard



steel & aluminium cans



glass bottles & jars



plastic bottles & containers
(with recycling symbols numbered 1 - 7)



The **GREEN** bin is for organic materials, including:



food scraps



garden waste



The **RED** bin is for waste that can't go in other bins, like:



soft plastics



drinking glasses



aluminium foil



ceramics



bottle tops & lids




nappies



Family Tip! Get our Waste Info App

Check out our A-Z guide on what goes
in which bin & tips to be waste wise!



PORT MACQUARIE
HASTINGS COUNCIL

ConnectEd KIDS

get your bins sorted!



Draw or write items that belong in each bin.
Use the Waste Info App to check answers!



YELLOW BIN – RECYCLING



GREEN BIN – ORGANICS



RED BIN – LANDFILL



PORT MACQUARIE
HASTINGS COUNCIL

ConnectEd KIDS

simple rules to 'recycle right'




Recycling is a great way to send less to landfill, so let's learn how to 'recycle right'.

Recycling is easy with these simple rules.



keep it loose

Put your items in the yellow bin without a bag. Bags & soft plastics don't belong.




keep it clean

Rinse containers & bottles before putting them in your yellow bin.



keep it simple

Stick to these items: paper, cardboard, glass, tins & plastics with  (numbers 1-7)



Let's Talk About Lids!

Lids don't belong in our yellow bins. Take them off and pop them in your red bin.

spot the words to recycle right!



C	B	D	A	O	J	A	R	S	J
C	A	R	D	B	O	A	R	D	R
C	L	E	A	N	L	O	O	S	E
J	S	E	L	T	T	O	B	Q	C
S	S	A	L	G	Y	R	W	T	Y
S	I	M	P	L	E	P	K	I	C
N	G	S	C	P	D	Y	N	B	L
M	A	G	A	Z	I	N	E	S	I
W	I	P	N	B	D	B	M	Q	N
N	E	W	S	P	A	P	E	R	G

bottles
cans
cardboard

clean
glass
jars

loose
magazines
newspaper

paper
recycling
simple

do you know how to FOGO?



Our green bin waste is also called FOGO

It stands for Food Organics Garden Organics.
FOGO makes up about half our household waste.

In landfill, this sort of waste is bad for our environment.
Luckily, we can put it in our green bin for composting!

What is organic waste?

It is waste that comes from nature, like garden clippings and food. It can break down and be turned into **compost**, which can be used to grow more plants and food.

Family Tip! ↩

Learn more about our
free kitchen bins & bags



All these items can go in your green bin:



fruit & vegetables



meat & bones



coffee & loose tea



bread & cheese



seafood
(except oyster shells)



garden clippings



PORT MACQUARIE
HASTINGS COUNCIL


ConnectEd KIDS

grow your own garden



Let's put that compost to good use!

This garden bed has already been prepared with compost made from green bin waste. Now it's time to turn it into a beautiful garden! Draw a garden in the space below.



are you 'which bin wise'?



Can you work out what goes in which bin?

Draw a line from the items to their correct bin.



piece of paper



chicken bones



bottle lid



banana peel



plastic wrapper



glass jar



grass clippings



aluminium foil



PORT MACQUARIE
HASTINGS COUNCIL

ConnectEd KIDS

some things don't belong



There are some things that just don't belong in any of our bins.

Let's learn why, and what to do instead.

Some things like **batteries** and **gas bottles** can be recycled, but are dangerous if put in any of our household bins.



The items below also don't belong in any of our bins. Instead, they can be dropped off for FREE at Community Recycling Centres (CRC's) and Waste Transfer Stations.



paint and oils



e-waste



extinguishers &
gas bottles



scrap metal



white goods

Learn more!




time for some puzzle fun



Big battery maze

Help Timmy find his way through the big battery maze to deliver his spent batteries to his dad, Harry, for recycling.



Spot the difference

There are 3 things missing on Timmy in the picture on the right. Can you draw them back in?



PORT MACQUARIE
HASTINGS COUNCIL

ConnectEd KIDS

are you a litter legend?



Why should we care about litter?



Ocean pollution problem

Almost 60% of ocean litter comes from the land, and 75% of that litter is plastic.

We can all help by putting our rubbish in the right bin or taking it home with us if no bins are around.



SAFETY FIRST!

Picking up litter is great BUT it's important to do it safely.

- Don't pick up sharp objects
- Ask an adult for help
- Wear gloves

Attention Adults!

If you find a syringe in a public place, phone NSW Health's Needle Clean Up Hotline on **1800 633 353**.

litter collection count



Let's clean up our places and spaces!

Grab some gloves, a rubbish bag and your family, then head to one of our parks, beaches or playgrounds to collect any litter you spot. *Remember those safety tips!*

We went to

We collected

pieces of litter.

Here are some of the things we collected:

I think it's important not to litter because:

litter legend poster design



Design a poster to encourage people not to litter!

A large empty rectangular box with a light blue border, intended for the poster design.

Keen to share?

We'd love to see it! Ask a parent/carer to email a photo of it to education@pmhc.nsw.gov.au

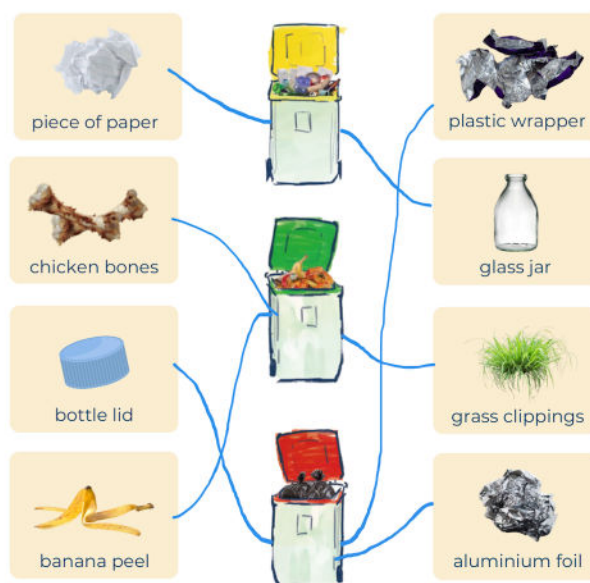


PORT MACQUARIE
HASTINGS COUNCIL


ConnectEd KIDS




'Recycle Right' find-a-word



Spot the difference



continue
the fun!



Check out our digital

KIDS HUB

packed with fun activities
and games to help you
learn more about being a
local Little Legend!

connected.pmhc.nsw.gov.au/kids

Parents – there's fun for you, too!

On Port Macquarie-Hastings Council's Education Hub:



Learn online with our digital resource library

Discover more about Council's services, take virtual facilities tours, and learn how we can work together towards our community vision.



Out and about with the education team

Find out when and where our education team will be popping up around our community, as well as other event dates for the diary.



Join us on a tour or talk

Join a free upcoming community tour or get a group together (10+) and enquire about creating your own tour.

connected.pmhc.nsw.gov.au/community



PORT MACQUARIE
HASTINGS COUNCIL





connected.pmhc.nsw.gov.au/kids

For all enquiries and feedback, please email:
education@pmhc.nsw.gov.au



PORT MACQUARIE
HASTINGS COUNCIL

pmhc.nsw.gov.au



To recycle this booklet, please
remove staples and place paper in your yellow bin.